



YOUR GUIDE TO THE YARNS USED IN KNIT & STITCH CREATIVE

CreaCrafts yarn is a stunning collection of classic and fashion yarns in soft, tactile, textures. These yarns feature on the beautiful reversible throw and coordinating cushions, as well as fabulous designs featured throughout your Knit & Stitch Creative magazine series.

CREACRAFTS YARNS

A short description is given with each yarn below. Please note that some of the yarn weights vary, for example, not all double knitting uses the same needle and hook sizes, and the tensions differ. If you can't find the yarn you need, use this information to search for equivalent yarns or take your pattern to your local wool shop for advice.

HARMONY

double knitting 25g/65m (71yd)
100% acrylic




SHADOW

aran-type yarn 25g/50m (55yd)
60% acrylic/40% polyester



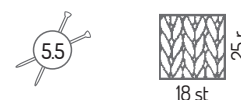
IMPASTO

double knitting 25g/45m (49yd)
50% wool/50% acrylic




AERIAL

fluffy fashion yarn 25g/40m (44yd)
50% acrylic/50% nylon



PROVENANCE

double knitting 25g/50m (55yd)
80% acrylic/20% wool




PARAGONE

chunky 25g/55m (60yd)
98% acrylic/2% nylon




GRISAILLE

bouclé fashion yarn 25g/40m (44yd)
100% polyester



CRAQUELURE

fine, fluffy yarn 25g/270m (295yd)
100% acrylic



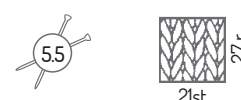
ANTIQUE

chunky 25g/30m (33yd)
100% acrylic



HAPTIC

fluffy fashion yarn 25g/40m (44yd)
50% acrylic/50% nylon



TENSION

Each yarn lists a recommended needle size and the number of rows and stitches required per 10cm, worked over stocking stitch. A designer uses the tension to calculate the number of stitches and rows needed to make a knitted piece of the required size. However, the designer may recommend smaller or larger needles than the size suggested on the ball band, perhaps to produce a denser or looser fabric.

It is important to work to the tension quoted in the pattern to achieve the correct finished size, this applies to knitting and crochet.

Never assume that your tension will be correct. People work in different ways and some hold the yarn more tightly than others. Therefore, you should always work a tension square using the needles or hook stated in the pattern before starting a design.

If you are substituting a yarn it is crucial that you check your tension carefully. The fibre content and make-up of the yarn can change the tension and appearance of the fabric; some fibres are less flexible than others, so two yarns of the same weight may work to different tensions and use different size needles or hook – a softer yarn will often work more tightly than a firm yarn.